

LIGHT OF CHRIST

About the Emblem

The purpose is to help the Cub Scout develop a personal relationship with Jesus. With the parents' active assistance and participation in this program, it is hoped that the Cub will come to see Jesus as a real person and his friend.

Program Objectives


- To support the role of the parents as the primary catechists of their children.
- To have the Scout identify Jesus as a real person and as his friend.
- To foster early family religious involvement.
- To be a stepping stone toward Parvuli Dei and the other religious emblems, when the parents are involved.
- To serve as a catalyst to draw the parents into a deeper involvement with the church, through the child.

Eligibility

- Registered 6 and 7 year old (Tiger or Wolf) Cub Scout of Catholic Faith.

Requirements

- Each Cub have his own Activity Book (*Light of Christ Activity Book*, Publication Date: 2003).
- The book is designed for the Cub and his parent or guardian to work together.
- Diocesan and BSA Youth Protection policies **must** be followed.



- Emblem Books may be obtained most economically and quickly from your local BSA Council Service Center Scout Shops. Alternatively, they can be obtained directly from BSA Supply at "<http://www.scoutstuff.org>" or through most Diocesan scout committees.
- Although the book could be completed in four to six hours, the goal of earning a religious emblem is to help the Cub develop a personal relationship with Jesus, so it is suggested that steps be spread over several weeks. This will help the Cub understand that this is a long-term commitment, not a one-time project.

Scout's Role

- Actively work on the activities with his parents or guardians.
- Keep the Religious Emblems Coordinator informed of his progress.

Parent's Role

- Actively work on the activities with their son. He may need your help with Bible readings and getting information.
- Keep the Religious Emblems Coordinator informed of the Cub's progress.
- [Parent Guide Resource](#)

Program Completion

- When the Cub completes all steps, he is to present the book to his parish priest or the priest's representative and the book is reviewed with the Cub.
- After the pastor or his representative signs the book, the application form, the form only is sent to the diocesan chaplain for final approval.
- Contact your [Diocesan Catholic Committee on Scouting](#) Chaplain upon completion. They are your contact for further instructions on how to obtain the religious emblem. They will order the emblem and let you know the details about the emblem presentation.



[Diocesan Catholic Committee on Scouting](#) to determine how knots are presented in your area. If they are not presented with the Religious Emblems, then they can be purchased at your local BSA Council Service Center Scout Shop with proof that the scout received the emblem.

Presentation

- The first rule in preparing recognition ceremonies is to keep them simple but impressive. The second is to remember that the ceremony is for the youth. Many Dioceses present their religious emblems in their Diocesan Cathedral, either in the context of a liturgy or a prayer service. The key is to make it special and memorable. See [Religious Emblems Reference Manual](#) for presentation helps for your Diocese.
- The religious knot should be presented at a Pack Meeting. However, it can be presented along with the Emblem.
- [Religious Emblems Reference Manual](#) and [forms](#).

Ordering of Emblems

- Each diocese has one or two individuals who are designated to purchase religious emblems. Only these NCCS authorized submitters are allowed to order emblems for their diocese. Please consult with your local [Diocesan Catholic Committee on Scouting](#) to determine when and where the next Award Ceremony will be held.

PARVULI DEI

About the Emblem

The purpose of the Parvuli Dei (Children of God) emblem is to help young boys explore a wide range of activities in order to discover the presence of God in their daily lives as members of their families and parishes, and also to develop a good, positive self-image through the contributions they can make to the group or community.

Program Objectives


- To help the Scout of his age develop an awareness of God's love for each one of His special, unique created beings.
- To help the Scout become aware and understand his identity as an important member of his family, his community, and as a member of the Family of God.
- To continue to develop an awareness as members of the parish and the Body of Christ.
- To aid the Scout in his awareness of the responsibilities that grow out of God's love for us.

Eligibility

- Registered 8 to 10 year old (Bear or Webelos) of Catholic Faith.

Requirements

- Each Cub have his own Activity Book (*Parvuli Dei Activity Book*, Publication Date: 2003).
- The book is designed for the Cub and his parent or guardian to work together.
- The Cub will be required to make a banner as part of the requirements.
- Diocesan and BSA Youth Protection policies *must* be followed.



- Emblem Books may be obtained most economically and quickly from your local BSA Council Service Center Scout Shops. Alternatively, they can be obtained directly from BSA Supply at "<http://www.scoutstuff.org>" or through most Diocesan scout committees.
- Although the book could be completed in four to six hours, the goal of earning a religious emblem is to help the Cub develop a personal relationship with Jesus, so it is suggested that steps be spread over several weeks. This will help the Cub understand that this is a long-term commitment, not a one-time project.

Scout's Role

- Actively work on the activities with his parents or guardians.
- Keep the Religious Emblems Coordinator informed of his progress.

Parent's Role

- Actively work on the activities with their son. He may need your help with Bible readings and getting information.
- Keep the Religious Emblems Coordinator informed of the Cub's progress.
- [Parent Guide Resource](#)

Program Completion

- When the Cub completes all steps, he is to present the book to his parish priest or the priest's representative and the book is reviewed with the Cub.

- After the pastor or his representative signs the book, the application form, the form only is sent to the diocesan chaplain for final approval.
- Contact your [Diocesan Catholic Committee on Scouting](#) Chaplain upon completion. They are your contact for further instructions on how to obtain the religious emblem. They will order the emblem and let you know the details about the emblem presentation.



[Diocesan Catholic Committee on Scouting](#) to determine how knots are presented in your area. If they are not presented with the Religious Emblems, then they can be purchased at your local BSA Council Service Center Scout Shop with proof that the scout received the emblem.

Presentation

- The first rule in preparing recognition ceremonies is to keep them simple but impressive. The second is to remember that the ceremony is for the youth. Many Dioceses present their religious emblems in their Diocesan Cathedral, either in the context of a liturgy or a prayer service. The key is to make it special and memorable. See [Religious Emblems Reference Manual](#) for presentation helps for your Diocese.
- The religious knot should be presented at a Pack Meeting. However, it can be presented along with the Emblem.
- [Religious Emblems Reference Manual](#) and [forms](#).

Ordering of Emblems

- Each diocese has one or two individuals who are designated to purchase religious emblems. Only these NCCS authorized submitters are allowed to order emblems for their diocese. Please consult with your local [Diocesan Catholic Committee on Scouting](#) to determine when and where the next Award Ceremony will be held.

AD ALTARE DEI

About the Emblem

The purpose of the Ad Altare Dei (to the altar of God) program is to help Catholic Youth of the Roman Rite develop a fully Christian way of life in the faith community. The program is organized in chapters based on the seven sacraments. The seven Sacraments are a primary means toward spiritual growth.

Program Objectives

- The most important aspect of the program is that the Scout grows in his spiritual experience of his relationship to God and the church.

Eligibility

- Any youth of the Roman Catholic Faith who is registered in a BSA Troop or Crew.
- Designed for youth 13-14 years old, older youth may use this program.
- Active member of a unit for 6 months.
- Completed 6th grade before starting the program.

Requirements

- Each Scout must have his own Activity Book (***Ad Altare Dei Youth Manual***, Publication Date: 2014). The book is designed for the youth to work on with the guidance of a counselor.
- The program is designed to be completed in 6-8 months.
- The use of a Catholic Bible is required for this program. You will need to have one to use.
- Regular participation in Sunday worship.
- Diocesan and BSA Youth Protection policies **must** be followed.
- Complete the requirements in the Ad Altare Dei Scout Manual.
- Successfully complete an Ad Altare Dei Board of Review.
- A trained religious emblems coordinator/counselor/moderator is required to work on religious emblems. Contact your [Diocesan Catholic Committee on Scouting](#) to become trained and for ceremony schedules.



- Identify a counselor. Ask your Scoutmaster/Advisor, pastor, parish administrator, director of religious education, any member of the troop committee, or [Diocesan Catholic Committee on Scouting](#) if there is an emblem counselor in your parish or area.
- After you have selected your counselor, you must complete the application to begin working on the Emblem program. The application is in the Ad Altare Dei Emblem book. The approval application must be signed by the applicant, parent, counselor, Troop leader, and pastor.
- Emblem Books may be obtained most economically and quickly from your local BSA Council Service Center Scout Shops. Alternatively, they can be obtained directly from BSA Supply at "<http://www.scoutstuff.org>" or through most [Diocesan Catholic Committee on Scouting](#).

Responsibility for Scouting Youth

- Attend all meetings. Actively work on the activities.
- All journal entries, reports, and written work should be legible and neat.
- Work through the Ad Altare Dei Scout Manual with your counselor using a Bible where appropriate.
- There are three parts to each step. When all parts of a step are completed, review the Emblem book with the counselor.
- Be prepared to share experiences at the Board of Review.
- Attend a retreat or Day of Recollection while working on the AAD program.
- Keep the Religious Emblems Coordinator informed of his progress.

Counselor's Role

- Counselors for the Ad Altare Dei emblem should be approved in advance by their pastors and the Scout Chaplain or Catholic Committee in Scouting. The **Religious Emblem Counselor's Guide**, Publication Date: 2012, is an integral part of this program and contains the necessary resources for anyone.
- All religious Emblem Counselors and Facilitators must have current BSA Youth Protection and Local Diocese Youth Protection training.
- Use the AAD Counselor Guide. Use [Religious Emblem Reference Manual](#) (PDF).
- Counsel the participants when required, and in general facilitate (keep moving and on track) the general discussion.
- Hold all scheduled meetings.
- The youths Emblem book is to be examined as the Scout proceeds through each step of the program. The counselor will sign and date the certification of completion for the step **Spiritual growth should be evident when progressing from step to step.**
- Keep the Religious Emblems Coordinator informed of the youth's progress.

Program Completion

- After all sections have been completed, the counselor will contact the [Diocesan Catholic Committee on Scouting](#) to find out the schedule for the AAD Board of Review.
- The Scout will sit before the Board of Review.

- After Board of Review has been successfully completed, the counselor should contact the [Diocesan Catholic Committee on Scouting](#) for further direction concerning presentation instructions.



[Diocesan Catholic Committee on Scouting](#) to determine how knots are presented in your area. If they are not presented with the Religious Emblems, then they can be purchased at your local BSA Council Service Center Scout Shop with proof that the scout received the emblem.

Presentation

- The first rule in preparing recognition ceremonies is to keep them simple but impressive. The second is to remember that the ceremony is for the youth. Many Dioceses present their religious emblems in their Diocesan Cathedral, either in the context of a liturgy or a prayer service. The key is to make it special and memorable. See [Religious Emblems Reference Manual](#) for presentation helps for your Diocese.
- The religious knot should be presented at a Troop Court of Honor. However, it can be presented along with the Emblem.
- [Religious Emblems Reference Manual](#) and [forms](#).

Ordering of Emblems

- Each diocese has one or two individuals who are designated to purchase religious emblems. Only these NCCS authorized submitters are allowed to order emblems for their diocese. Please consult with your local [Diocesan Catholic Committee on Scouting](#) to determine when and where the next Award Ceremony will be held.

LIGHT IS LIFE

About the Emblem

- The "Light is Life" is a program developed for scouts of the Eastern-rite Catholic Churches. Light is Life respects the cultural and ritual differences among the various Eastern Catholic Churches.
- The overall goal of the Light is Life religious emblem program is to bring about in the Scout, through his Eastern Catholic Scouting experience, a deeper awareness of his share in faith-life. Then going forth, he will witness this life through maturity in communal worship and in Christian formation of his world.
- This program is to be used by the Eastern Catholic Scouts rather than the Ad Altare Dei program. It is not appropriate to work on both programs.

Program Objectives


- The most important aspect of the program is that the Scout grows in his spiritual experience of his relationship to God and the church.

Eligibility

- Registered Boy Scout of one of the Eastern Catholic Churches.
- Designed for scouts 12-13 years old, older or younger scouts may use this program. Must be completed by the youth's 18th birthday. *Scouts in an Eastern Catholic Church are to work on Light is Life rather than the Ad Altare Dei emblem.*

Requirements

- Each Scout must have his own Activity Book (***Light is Life Scout Manual***, Publication Date: 1997). The book is designed for the youth to work on with the guidance of a counselor.
- The program is designed to be completed in 12 months.
- The use of a Catholic Bible is required for this program.
- Diocesan and BSA Youth Protection policies **must** be followed.
- A trained religious emblems coordinator/counselor/moderator is required to work on religious emblems. Contact your [Eparchial Catholic Committee on Scouting](#) to become trained and for ceremony schedules.



- Identify a counselor. Ask your Scoutmaster, pastor, parish administrator, director if religious education, any member of the troop committee, or [Eparchial Catholic Committee on Scouting](#) if there is a emblem counselor in your parish or area.
- After you have selected your counselor, you must complete the application to begin working on the Light is Life emblem. The application is in the Light is Life Emblem book. You should first get the signature of your parents stating that they approve of your involvement in the

program. You should then have the counselor sign that (s)he is willing to work with you on the program. The Scoutmaster should then sign certifying that you have met all the requirements to start the program, and that (s)he is aware of your involvement in the program. Lastly, you should get the approval of your pastor for you to work on and receive the emblem.

- The Light is Life book belonging to the Eastern Catholic Churches can generally be obtained from your Eparchial Catholic Committee on Scouting or NCCS, BSA, 1325 W. Walnut Hill Ln., P.O. Box 152079, Irving, TX 75015-2079 or directly from NCCS at NCCS@scouting.org.

Scout's Role

- Actively work on the activities. All journal entries, reports, and written work should be legible and neat.
- There are three parts to each step. When all parts of a step are completed, review the emblem book with the counselor.
- Keep the Religious Emblems Coordinator informed of his progress.

Counselor's Role

- Counselors for the Light is Life emblem should be approved in advance by their pastors and the eparchial Scout Chaplain or Catholic Committee in Scouting. The ***Light is Life Counselor's Guide***, Publication Date: 1997, is an integral part of this program and contains the necessary resources for anyone, including those unfamiliar with Eastern Christianity. National Catholic Leadership Development and counselor training are also recommended and may be required for counselors in your eparchy.
- Actively coach the youth throughout the program.
- The youth's emblem book is to be examined as the Scout proceeds through each step of the program. The counselor will sign and date the certification of completion for the step **Spiritual growth should be evident when progressing from step to step.**
- Keep the Religious Emblems Coordinator informed of the youth's progress.

Program Completion

- When all steps have been completed, the counselor should contact the eparchial Scout Chaplain or the [Eparchial Catholic Committee on Scouting](#) for further direction concerning a Board of Review and presentation instructions. If the eparchial chaplain is not known,

contact the eparchial chancery office to obtain the information or contact the NCCS, BSA, 1325 W. Walnut Hill Ln., P.O. Box 152079, Irving, TX 75015-2079.



[Eparchial Catholic Committee on Scouting](#) to determine how knots are presented in your area. If they are not presented with the Religious Emblems, then they can be purchased at your local BSA Council Service Center Scout Shop with proof that the Scout received the emblem.

Presentation

- The first rule in preparing recognition ceremonies is to keep them simple but impressive. The second is to remember that the ceremony is for the youth. You may want to present the religious emblems at your local church, either in the context of a liturgy or a prayer service. The key is to make it special and memorable. See [Religious Emblems Reference Manual](#) for presentation helps for your Eparchy.
- The religious knot should be presented at a Pack Meeting. However, it can be presented along with the Emblem.
- [Religious Emblems Reference Manual](#) and [forms](#).

Program Resources

- Program workbook can be downloaded using [this link](#)
- Counselor Guide can be downloaded using [this link](#)

Ordering of Emblems

- Each diocese has one or two individuals who are designated to purchase religious emblems. Only these NCCS authorized submitters are allowed to order emblems for their diocese. Please consult with your local [Diocesan Catholic Committee on Scouting](#) to determine when and where the next Award Ceremony will be held.

POPE PIUS XII

About the Emblem

- Pope Pius XII is Catholic Scouting's church-related ministries and vocation program.
- The program deals with different life choices (single, married, religious, ordained), occupations and ministries in the church as calls from God.
- It includes youth led discussions on current issues facing the church and society, which are normally included as part of a Pius XII retreat or day of recollection.

Eligibility

- Registered Venture Crew Members and Boy Scout of Catholic Faith.


- Designed for age 15-16 year old, but all registered Venturers (male or female before their 21st birthday) and all registered Boy Scouts (in high school, before their 18th birthday) are eligible.

Requirements

- Each Venture Crew Member and Scout must have their own Activity Book (***Pope Pius XII Religious Emblem Participant Manual***, Publication Date: 2002). The program should be run by the candidates themselves, the adult serves as a Moderator
- Ideal group size is 4-12, but the course may be run with smaller groups.
- A number of interviews and an investigation of a controversial issue facing the church or society are integral to the program.
- A retreat experience, ideally centered on the Pius XII program itself and a ministries service project are required.
- The program is designed to be completed in 9-12 sessions. As the youth are older, two hour sessions seem to work well, and flexibility is often required in scheduling sessions and interview feed back's.
- Successfully complete a Pope Pius XII Board of Review.
- Diocesan and BSA Youth Protection policies **must** be followed.
- A trained religious emblems coordinator/counselor/moderator is required to work on religious emblems. Contact your [Diocesan Catholic Committee on Scouting](#) to become trained and for ceremony schedules.

Getting Started

- Identify a counselor. Ask your Scoutmaster, pastor, parish administrator, director if religious education, any member of the troop committee, or [Diocesan Catholic Committee on Scouting](#) if there is a emblem counselor in your parish or area.
- After you have selected your counselor, you must complete the application to begin working on the Emblem program. The application is in the Pope Pius XII Emblem book. The approval application must be signed by the applicant, parent, counselor, Troop leader, and pastor.
- Emblem Books may be obtained most economically and quickly from your local BSA Council Service Center Scout Shops. Alternatively, they can be obtained directly from BSA Supply at "<http://www.scoutstuff.org>" or through most [Diocesan Catholic Committee on Scouting](#).



Scout's Role

- Attend the sessions and as a Venture Crew Member/Scout, the candidate is expected to actively share in group discussions and complete all interviews and activities.meetings.
- Actively work on the activities. All journal entries, reports, and written work should be legible and neat.
- Be prepared to share experiences at the Board of Review.
- Keep the Religious Emblems Coordinator informed of his progress.

Facilitator's Role

- Counselors for the Pope Pius XII emblem should be approved in advance by their pastors and Scout Chaplain or Catholic Committee in Scouting.
- The ***Pope Pius XII Religious Emblem Facilitator Manual*** (Publication Date: 2002) is an integral part of this program and contains the necessary resources for anyone. Facilitator Manuals may be obtained most economically and quickly from your local BSA Council Service Center Scout Shops. Alternatively, they can be obtained directly from BSA Supply at "<http://www.scoutstuff.org>" or through most [Diocesan Catholic Committee on Scouting](#)
- All Religious Emblem Facilitators must have current BSA Youth Protection Training. A Emblems Counselor must have Local Diocese Youth Protection training.
- Form the group
- Act as Facilitator, not group leaders
- Help the candidate focus on essential elements and important issues
- Keep the Religious Emblems Coordinator informed of the youth's progress.

Program Completion

- After all sections have been completed, the counselor will contact the [Diocesan Catholic Committee on Scouting](#) to find out the schedule for the Pope Pius XII Board of Review.
- The Scout will sit before the Board of Review.
- After Board of Review has been successfully completed, the counselor should contact the [Diocesan Catholic Committee on Scouting](#) for further direction concerning presentation instructions.
- Scouts who earn this Religious Emblem are also entitled to wear a BSA Religious Knot over their left pocket. Please consult with your local [Diocesan Catholic Committee on Scouting](#) to determine how knots are presented in your area. If they are not presented with the Religious Emblems, then they can be purchased at your local BSA Council Service Center Scout Shop with proof that the scout received the emblem.
- [Candidates](#) and [moderator](#) are asked to complete the paper or [on-line survey](#) to give us feedback about the program.

Presentation

- The first rule in preparing recognition ceremonies is to keep them simple but impressive. The second is to remember that the ceremony is for the youth. Many Dioceses present their religious emblems in their Diocesan Cathedral, either in the context of a liturgy or a prayer service. The key is to make it special and memorable. See [Religious Emblems Reference Manual](#) for presentation helps for your Diocese.
- The religious knot should be presented at a Troop Court of Honor or Venturing Awards Ceremony. However, it can be presented along with the Emblem.
- [Religious Emblems Reference Manual](#) and [forms](#).

Ordering of Emblems

- Each diocese has one or two individuals who are designated to purchase religious emblems. Only these NCCS authorized submitters are allowed to order emblems for their diocese. Please consult with your local [Diocesan Catholic Committee on Scouting](#) to determine when and where the next Award Ceremony will be held.